

SmartStuff SmartBox

Item Number: SMBOXBT

Product Specifications



The TCP SmartBox is a Bluetooth® Signal Mesh based lighting control device. Once connected to a luminaire, the SmartBox can be configured through the TCP SmartStuff App on any Android™ or Apple® Smart devices. Through the SmartStuff App, a luminaire can be directly controlled by the SmartBox or programmed to function automatically through a variety of control schemes.

Reasons to choose the TCP SmartBox Lighting Controls

- TCP's Bluetooth Signal Mesh SmartBox allows for over 100 TCP SmartStuff devices on one network
- Able to create scenes, schedules, and group TCP SmartStuff devices together
- Pair with the TCP SmartStuff Accessories for greater control and flexibility
- Control luminaires with 0-10V dim to off drivers/ballast
- Easy to install, setup and configure through the TCP SmartStuff App
- All TCP SmartStuff products' firmware can be updated through the SmartStuff App to enhance their capabilities and fix potential issues

Ideal Luminaire Applications

- Linear High Bays
- Linear Low Bays
- Flat Panels
- Troffers
- General Purpose Strips
- Commercial Downlights

See the TCP Luminaire Family Compatibility List to see which luminaires are compatible with the SmartBox.

Specifications:

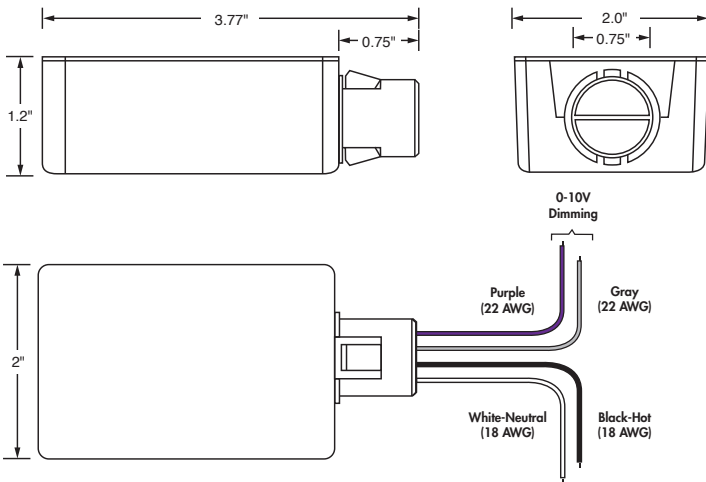
Input Voltage 120 - 277VAC @ 15mA
 Input Line Frequency..... 50/60Hz
 Maximum Power 1W
 Output Voltage..... 0-10VDC
 Operating Temperature.....-23°F(-30°C) to 113°F(45°C)

Humidity..... <80% RH
 Radio Protocol Bluetooth Signal Mesh
 Communication Range 150ft/46m
 Suitable for both dry and damp locations

Regulatory Approvals

- ETL Listed
- Contains FCC ID: NIR-MESH8269
- Contains IC: 9486A-MESH8269
- Conforms to UL 8750
- Certified to CSA C22.2 No. 250.13

Dimensions



TCP SmartStuff App

The TCP SmartStuff App is used to configure the Bluetooth® Signal Mesh and TCP SmartStuff devices. Download the TCP SmartStuff App from the following options:

- Download the SmartStuff App from the Apple App Store® or Google Play Store™
- Use the QR Codes here:

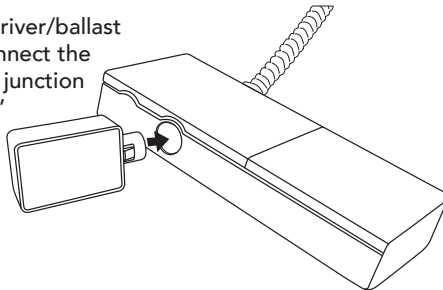


Instructions for configuring TCP Smart App and SmartStuff devices are at <https://www.tcpi.com/tcp-smartstuff/>

Installation Notes:

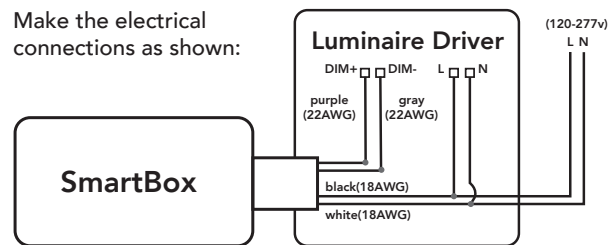
Installation of the SmartBox

For luminaires with the driver/ballast inside a junction box, connect the SmartBox as shown. The junction box needs to have a 1/2" knockout for the SmartBox to fit securely.



Electrical Connections

Make the electrical connections as shown:



Resetting the SmartBox

To reset the SmartBox that is connected to a luminaire, perform the following steps below:

1. Turn the luminaire on and pause for 3 seconds.
2. Turn the luminaire off and pause for 3 seconds.
3. Repeat steps 1 and 2 five times.
4. Turn on the luminaire. After 6 seconds, the luminaire will flicker 5 times and then stay on.

The "Android" name, the Android logo, Google Play and the Google Play logo are trademarks of Google LLC. Apple, the Apple logo, and the App Store are trademarks of Apple Inc., registered in the U.S. and other countries. The Bluetooth® word mark and logos are registered trademarks owned by Bluetooth SIG, Inc. and any use of such marks by TCP is under license.

TECHNOLOGY CAST IN A BEAUTIFUL LIGHT

For over 20 years, TCP has been designing, developing and delivering energy-efficient lighting into the market. Thanks to our cutting-edge technology and manufacturing expertise, we have shipped billions of high quality lighting products. With TCP, you can count on a lighting product that is designed to meet the needs of the market - that transforms your surroundings and envelopes you in warmth - lighting that generates beauty with every flip of the switch.

Sales:

Date:

Model:

Project:

Rep:

Catalog Number:

Type:

Notes:



For more information on the quality and care TCP can deliver, call us at **800.324.1496** or visit tcp.com

325 Campus Dr. | Aurora, Ohio 44202 | P: 800.324.1496 | F: 877.487.0516