

## WARNING



**NOTE:** Please read the instructions before proceeding with the installation.



**WARNING: DANGER-RISK OF SHOCK-DISCONNECT POWER BEFORE INSTALLATION!**



**NOTE:** This device is suitable for damp locations only.

- This product is used to control lighting luminaires with 0-10V dim to off drivers/ballast.
- This product must be installed in accordance with local and national electrical codes. Please consult with a qualified electrician before installation.

## Specifications

### Input Voltage

- 120 – 277VAC @ 30mA

### Input Line Frequency

- 50/60Hz

### Maximum Power

- 2W

### Output Voltage

- 0-10VDC

### Operating Temperature

- -23°F to 113°F

### Humidity

- <80% RH

### Radio Protocol

- Bluetooth Signal Mesh

### Communication Range

- 150ft / 46m

## SmartBox + Fixture Sensor Setting:

Motion/Occupancy Detection Height.....30ft / 10m

Motion/Occupancy Detection Diameter...26ft / 8m

Hold Time Presets\* ..... 15s, 30s, 60s, 120s, 300s

Daylight Sensor Setpoint.....200 lux

Detection Angle.....360 degrees

\*Note: Changing the Hold Time Presets are done through the TCP SmartStuff App.

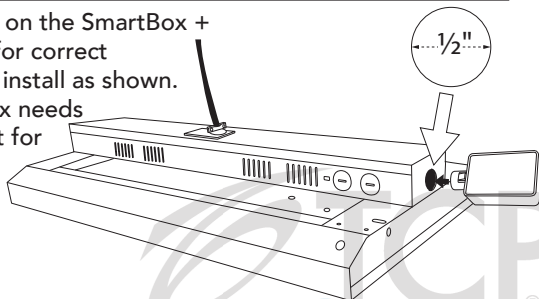
## Regulatory Approvals

- ETL Listed
- Contains FCC ID: NIR-MESH8269
- Contains IC: 9486A-MESH8269
- Conforms to UL 8750
- Certified to CSA C22.2 No. 250.13

## Installation of the SmartBox + Fixture Sensor

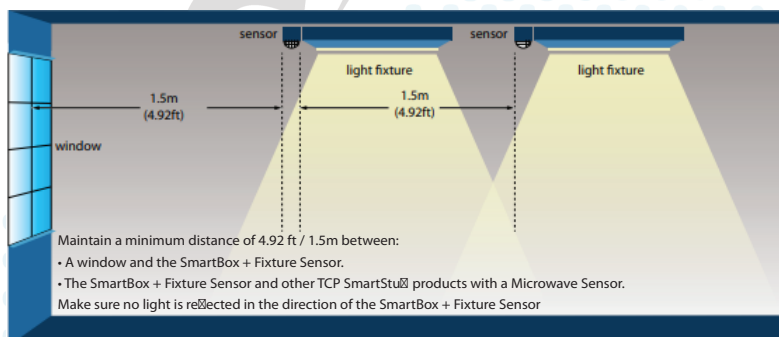
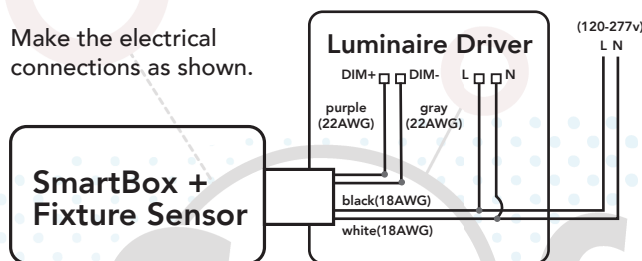
Check the label on the SmartBox + Fixture Sensor for correct orientation and install as shown.

The junction box needs a 1/2" knockout for the SmartBox + Fixture Sensor to fit securely.



## Electrical Connections

Make the electrical connections as shown.



**LIMITED WARRANTY:** This product is warranted for a period of 5 YEARS\* from date of original purchase against defects in materials and workmanship. If this product should fail to operate due to defects in material or workmanship, simply call 1-800-771-9335 within 5 YEARS of purchase. This product will be repaired or replaced, at TCP's option. This warranty is expressly limited to repair or replacement of the product. This warranty gives the consumer specific legal rights, which vary from state to state. **WARRANTY IS VOID IF PRODUCT IS NOT USED FOR THE PURPOSE FOR WHICH THIS PRODUCT IS MANUFACTURED.**

## TCP SmartStuff App

The TCP SmartStuff App is used to configure the Bluetooth® Signal Mesh and TCP SmartStuff devices.

Download the TCP SmartStuff App using the following options:

- Download the SmartStuff App from the Apple App Store or Google Play Store
- Use the QR Codes here:



Instructions for configuring TCP Smart App and SmartStuff devices are at <https://www.tcpi.com/tcp-smartstuff/>





# SmartStuff SmartBox + Fixture Sensor

Item Number: **SMBOXFXBT**

## FCC

This device complies with part 15 of the FCC Rules. Operation is subject to the following two conditions:  
(1) This device may not cause harmful interference, and (2) This device must accept any interference received, including interference that may cause undesired operation.

**Warning: Changes or modifications to this unit not expressly approved by the party responsible for compliance could void the user's authority to operate the equipment.**

NOTE: This equipment has been tested and found to comply with the limits for a Class B digital device, pursuant to Part 15 of the FCC Rules. These limits are designed to provide reasonable protection against harmful interference in a residential installation. This equipment generates, uses and can radiate radio frequency energy and, if not installed and used in accordance with the instructions, may cause harmful interference to radio communications. However, there is no guarantee that interference will not occur in an installation. If this equipment does cause harmful interference to radio or television reception, which can be determined by turning the equipment off and on, the user is encouraged to try to correct the interference by one or more of the following measures:

- Reorient or relocate the receiving antenna.
- Increase the separation between the equipment and receiver.
- Connect the equipment into an outlet on a circuit different from that to which the receiver is connected.
- Consult the dealer or an experienced radio/TV technician for help.

This equipment complies with FCC radiation exposure limits set forth for an uncontrolled environment. This equipment should be installed and operated with minimum distance 8 inches between the radiator & your body.

## IC

This device complies with Innovation, Science and Economic Development Canada licence-exempt RSS standard(s). Operation is subject to the following two conditions:

- (1) this device may not cause interference, and
- (2) this device must accept any interference, including interference that may cause undesired operation of the device.

Le présent appareil est conforme aux CNR d'ISED applicables aux appareils radio exempts de licence. L'exploitation est autorisée aux deux conditions suivantes:

- (1) l'appareil ne doit pas produire de brouillage, et
- (2) l'utilisateur de l'appareil doit accepter tout brouillage radioélectrique subi, même si le brouillage est susceptible d'en compromettre le fonctionnement.

This equipment complies with ISED radiation exposure limits set forth for an uncontrolled environment. This equipment should be installed and operated with a minimum distance of 20 cm between the radiator & your body. This transmitter must not be co-located or operating in conjunction with any other antenna or transmitter.

Le rayonnement de la classe b respecte ISED fixaient un environnement non contrôlés. Installation et mise en œuvre de ce matériel devrait avec échangeur distance minimale entre 20 cm ton corps. Lanceurs ou ne peuvent pas coexister cette antenne ou capteurs avec d'autres.

