



# LED Pro Line T8 Tubes





## Reasons to choose LED Pro Line T8

- > 50% Energy savings vs. 32w fluorescent
- 50,000 hour life minimizes the need for replacement and labor costs
- Type A compatible with Instant Start ballasts
- Type B can be wired directly to the line voltage eliminating the need for ballasts
- Type B is double end (shunted or non-shunted sockets) or single end (non-shunted sockets only) wired
- Inexpensive alternative for cost-sensitive projects
- Rated for open or enclosed fixtures
- Rated for damp or dry locations

## Ideal Applications

- Offices
- Retail Stores
- Schools
- Restaurants
- Lobbies
- Hospitals



## LED Pro Line T8 Tubes - Type A

Item#	Description	Line Voltage Watts	Line Voltage Lumens	Line Voltage LPW	Lamp Watts	Equiv Watts	NBF System Watts	NBF System Lumens	NBF System LPW	Color Temp	CRI	Hours	PF	Voltage	Base
<b>LED 15 WATT T8 TUBE – 4 FOOT GLASS, 41K</b>															
LS4T815IS41K	LED 15W 4' T8 A IS 41K	–	–	–	15W	32W	17	1800	105.8	4100K	80	50000	0.99	120-277	G13
<b>LED 15 WATT T8 TUBE – 4 FOOT GLASS, 50K</b> <span style="float: right;"><b>COMING SOON</b></span>															
LS4T815IS50K	LED 15W 4' T8 A IS 50K	–	–	–	15W	32W	17	1800	105.8	5000K	80	50000	0.99	120-277	G13
<b>LED 15 WATT T8 U-BEND TUBE – 4 FOOT PLASTIC, 41K</b> <span style="float: right;"><b>COMING SOON</b></span>															
LSU6T815IS41K	LED 15W U6 T8 A IS 41K	–	–	–	15W	32W	17	1800	100	4100K	80	50000	0.99	120-277	G13

## LED Pro Line T8 Tubes - Type B

<b>LED 14 WATT T8 2E BYPASS TUBE - 4 FOOT GLASS, 41K</b> <span style="float: right;"><b>COMING SOON</b></span>															
LS4T814B241K	LED 14W 4' T8 2E BYPASS 41K	14	1800	128.6	–	32W	–	–	–	4100K	80	50000	0.99	120-277	G13
<b>LED 14 WATT T8 2E BYPASS TUBE - 4 FOOT GLASS, 50K</b> <span style="float: right;"><b>COMING SOON</b></span>															
LS4T814B250K	LED 14W 4' T8 2E BYPASS 50K	14	1800	128.6	–	32W	–	–	–	5000K	80	50000	0.99	120-277	G13

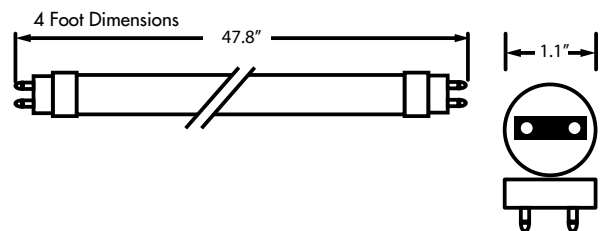
## LED Pro Line T8 Tubes - Type AB

<b>LED 15 WATT AB T8 TUBE – 4 FOOT GLASS, 41K</b> <span style="float: right;"><b>COMING SOON</b></span>															
LS4T816AB41K	LED 16W 4' T8 AB2 41K	–	–	–	–	32W	–	–	–	4100K	80	50000	0.99	120-277	G13

## Specifications:

### Listing

UL/cUL Listed – damp location rated  
Approved for open and enclosed fixtures



### Warranty

Five years against defects in manufacturing

Item #	Type	Min Starting Temp	Max Operating Temp	Voltage	Beam Angle	Field Angle*	PF	THD**
LS4T815IS41K, LS4T815IS50K	A	-20°C / -4°F	45°C / 113°F	120-277v	190°	310°	> .99	< 8%
LS4T814B241K, LS4T814B250K	B	-20°C / -4°F	45°C / 113°F	120-277v	190°	310°	> .99	< 8%

\* Calculated  
\*\* at 120v, ballast dependent



# LED Pro Line T8 Tubes

## Instant Start Ballasts Compatible with LED DirecT8™

Manufacturer	Model #	Voltage
ESPEN	VE2P32MVHIPE	UNV
	VE4P32MVHIPE	UNV
GE	GE132MAX-L/ULTRA	UNV
	GE132MAX-PN/ULTRA	UNV
	GE232MAX347-N	347
	GE232MAX-N/ULTRA	UNV
	GE232MAX-G-N	UNV
	GE232MAX-PN/ULTRA	UNV
	GE232MAX-H/ULTRA	UNV
	GE232MAX-PH/ULTRA	UNV
	GE232MAX-PL/ULTRA	UNV
	GE332MAX-L/ULTRA	UNV
	GE332MAX-N/ULTRA	UNV
	GE332MAX-PN/ULTRA	UNV
	GE332MAX-G-N	UNV
	GE332MAX-H/ULTRA	UNV
	GE432MAX-PL/ULTRA	UNV
	GE432MAX-G-N	UNV
Osram/Sylvania	QHE2X32T8/UNV ISN-SC	UNV
	QHE2X32T8/UNV ISL-SC	UNV
	QHE2X32T8/UNV ISH-SC	UNV
	QHE2X32T8/347 ISN-SC	347
	QHE4X32T8/UNV ISN-SC	UNV
	QHE4X32T8/UNV ISL-SC	UNV
	QHE4X32T8/UNV ISH-SC	UNV
	QHE4X32T8/UNV ISH	UNV
	QTP2X32T8/UNV ISN-SC	UNV
	QTP3X32T8/UNV ISN-SC	UNV
	QTP2X32T8/UNV ISL-SC	UNV
	QTP3X32T8/UNV ISL-SC	UNV
	QTP2X32T8/UNV ISH-SC	UNV
	QTP3X32T8/UNV ISH-SC	UNV
	QTP4X32T8/UNV ISN-SC	UNV
	Philips/Advance	IOPA-2P32-LW-N
IOPA-3P32-LW-N		UNV
IOPA-4P32-LW-N		UNV
IOPA-4P32-N		UNV
IOPA-2P32-HL-N		UNV
IOPA-3P32-HL-N		UNV
IOPA-2P32-LW-SC		UNV
IOPA-4P32-LW-SC		UNV
IOP-2P32-LW-N		UNV
IOP-3P32-LW-N		UNV
IOP-4P32-LW-N		UNV
IOP-3P32-N	UNV	

Manufacturer	Model #	Voltage	
Philips/Advance (cont.)	ICN-1P32-N	UNV	
	ICN-2P32-N	UNV	
	ICN-3P32-N	UNV	
	ICN-2P32-SC	UNV	
	ICN-4P32-N	UNV	
	GOPA-2P32-SC	347	
	GOPA-4P32-SC	347	
	REL-2P32-SC	UNV	
	REL-2P32-RH-TP	UNV	
	VEL-2P32-SC	UNV	
	VEL-4P32-SC	UNV	
	IOP-3P32-HL-90L-SC	UNV	
	VOP-2P32-LW	277	
	GEL-2P32-SC	347	
	GEL-3P32-SC	347	
	IOPA-3P32-N	UNV	
	IOPA-2P32-N	UNV	
	ICN-3P32-SC	UNV	
	GEL-3P32-RH-TP	UNV	
	GOPA-2P32-N	347	
	Standard	E432T8IS120/N/AS	UNV
		E232T8IS120/N/AS	UNV
E432PI347G0/347		347	
E232T8IS347/H/90C		347	
E432T8IS347/H/90C		347	
TCP	E2P32ISUNVE	UNV	
	E2P32ISUNVHE	UNV	
	E2P32ISUNVLE	UNV	
	E3P32ISUNVE	UNV	
	E3P32ISUNVHE	UNV	
	E3P32ISUNVLE	UNV	
	E4P32ISUNVE	UNV	
	E4P32ISUNVHE	UNV	
	E4P32ISUNVLE	UNV	
	E2P32IS120RES	UNV	
Universal	B132IUNVHP-N	UNV	
	B232IUNVHP-N	UNV	
	B232IUNVEL-A rev D	UNV	
	B232I277RHA	277	
	B232IUNVHP-N	UNV	
	B332IUNVHPA	UNV	
	B432I1277RHA	277	
	B432I120RHA	UNV	
	B232I120RHA*	UNV	
	B432I1UNVHPA	UNV	
B23IUNVHP-N010C	UNV		
B232IUNVEL-A	UNV		
Keystone	KTEB-232-UV-IS-N-P	UNV	


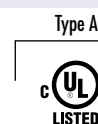
## Emergency Ballasts Compatible with LED DirecT8™

Manufacturer	Model #	Voltage
IOTA	I320	I320
Bodine	B30	B30
	B50	B50

\*Requires 5 minutes of warm up time

Instant Start Ballasts Not Recommended for use with LED DirecT8 include:  
Philips/Advance: IOP-3P32-LW-SC, IOP-2P32-LW-SC

Ballast compatibility tests are performed under a controlled lab environment. Field conditions may vary from this type of environment. Ballasts may differ by age and could have undergone revisions under the same item number affecting compatibility. Compatibility may also extend beyond this list. TCP recommends trying a few ballast-lamp combinations in an on-site test to ensure compatibility and performance before a major installation.



5 YEAR WARRANTY

## LED T8 Type AB Compatibility List

Brand	Item #	Start Method	Lamp Qty	Ballast Factor		Wiring Method	1 Lamp Fixture		2-3 lamp Fixture	
							120v	277v	120v	277v
Osram Sylvania	QHE 2X32T8/UNV ISN-SC	IS	2	N	0.88	Parallel	✓	✓	✓	✓
	QHE 1X32T8/UNV ISN-SC	IS	1	N	0.88	N/A	✓	✓	✓	✓
	QTP 2X32T8/UNV ISN-SC	IS	2	N	0.88	Parallel	N/A	✓	N/A	✓
	QT 2x32277 IS-SC	IS	2	N	0.88	Parallel	✓	✓	✓	✓
	QHE 2X32T8/UNV ISH HT-SC	IS	2	H	1.2	Parallel	✓	✓	✓	✓
	QTP 3X32T8/UNV ISN-SC	IS	3	N	0.88	Parallel	✓	✓	✓	✓
Philips-Advance	ICN-2P32-SC	IS	2	N	0.89	Parallel	✓	✓	✓	✓
	VEL-2P32-SC	IS	2	N	0.88	Parallel	N/A	✓	N/A	✓
	ICN-3P32-SC	IS	3	N	0.89	Parallel	✓	✓	✓	✓
Universal Lighting	B332IUNVHPA	IS	3	N	0.88	Parallel	✓	✓	✓	✓
	B232I277RHA	IS	2	N	0.88	Parallel	N/A	✓	N/A	✓
General Electric	GE232MAX-G-N	IS	2	N	0.88	Parallel	✓	✓	✓	✓
ESPEN	VE232MVHIPHE	IS	2	H	1.19	Parallel	✓	✓	✓	✓
	VE2P32MVHIPE	IS	2	N	0.89	Parallel	✓	✓	✓	✓

Ballast compatibility tests are performed under a controlled lab environment. Field conditions may vary from this type of environment. Ballasts may differ by age and could have undergone revisions under the same item number affecting compatibility. Compatibility may also extend beyond this list. TCP recommends trying a few ballast-lamp combinations in an on-site test to ensure compatibility and performance before a major installation.